




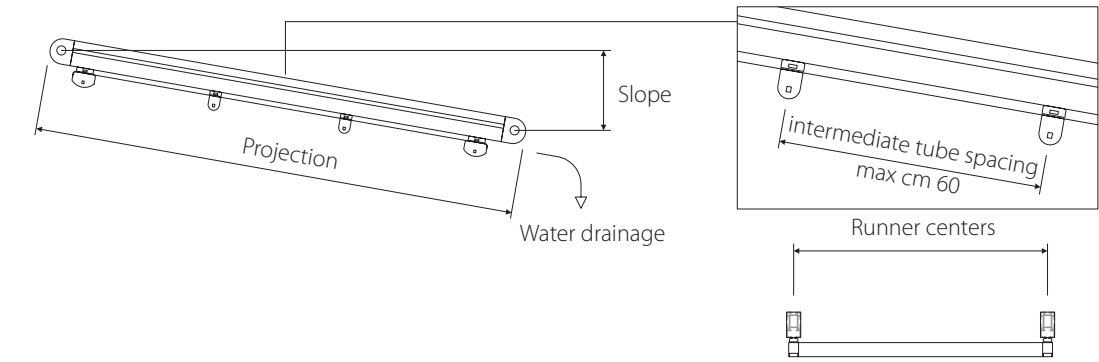
TAILOR MADE SOLUTIONS
FOR YOUR OUTDOOR SPACE



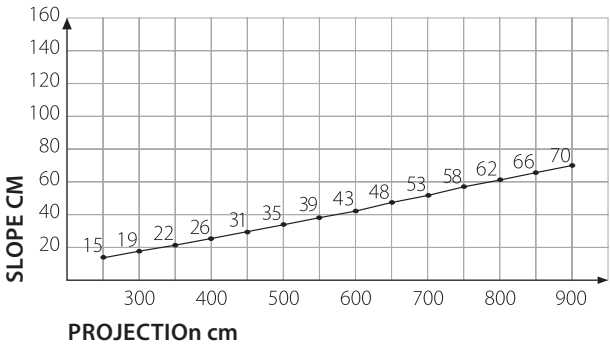
PT100®
TECHNICAL SHEET

MINIMUM SLOPE TILTED VERSIONS

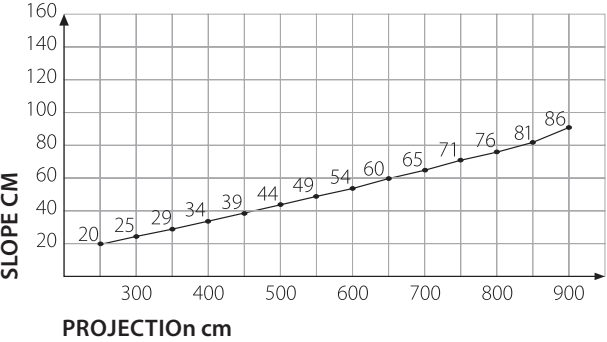
Taut canvas when system is open. Frontal rainwater drainage.



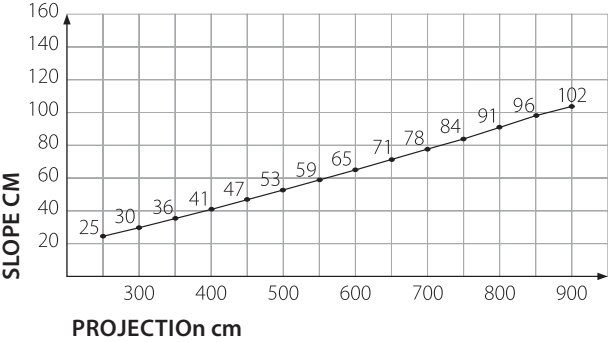
Runner centers 200 cm (slope 6-7,8%)



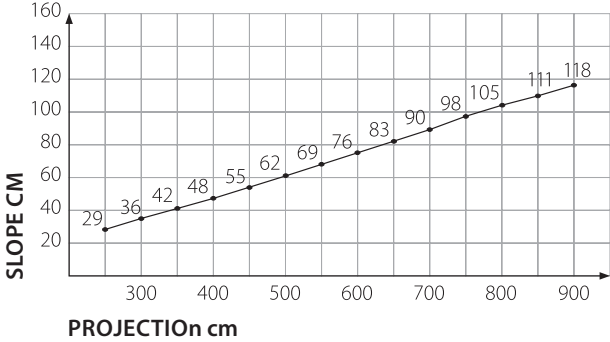
Runner centers 250 cm (slope 8-9,5%)



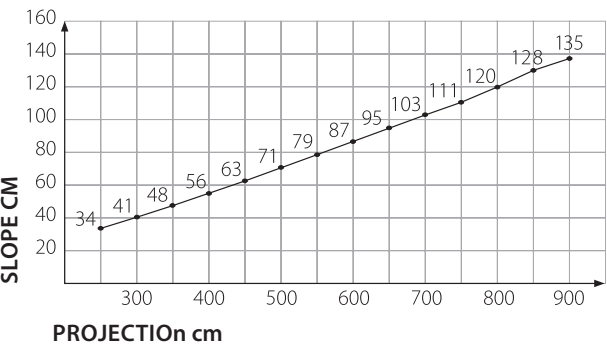
Runner centers 300 cm (slope 10-11,3%)



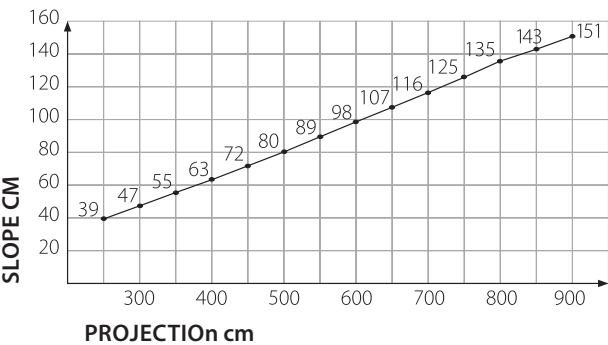
Runner centers 350 cm (slope 11,6-13,1%)



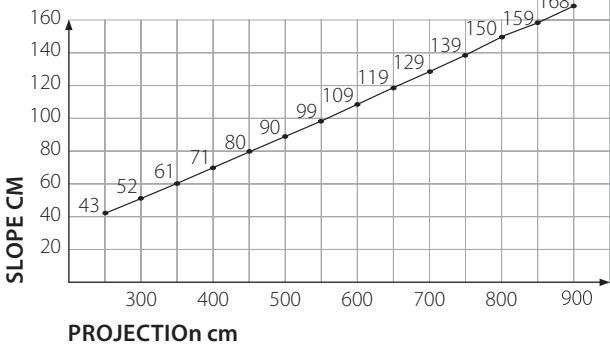
Runner centers 400 cm (slope 13,6-15%)



Runner centers 450 cm (slope 15,6-16,8%)

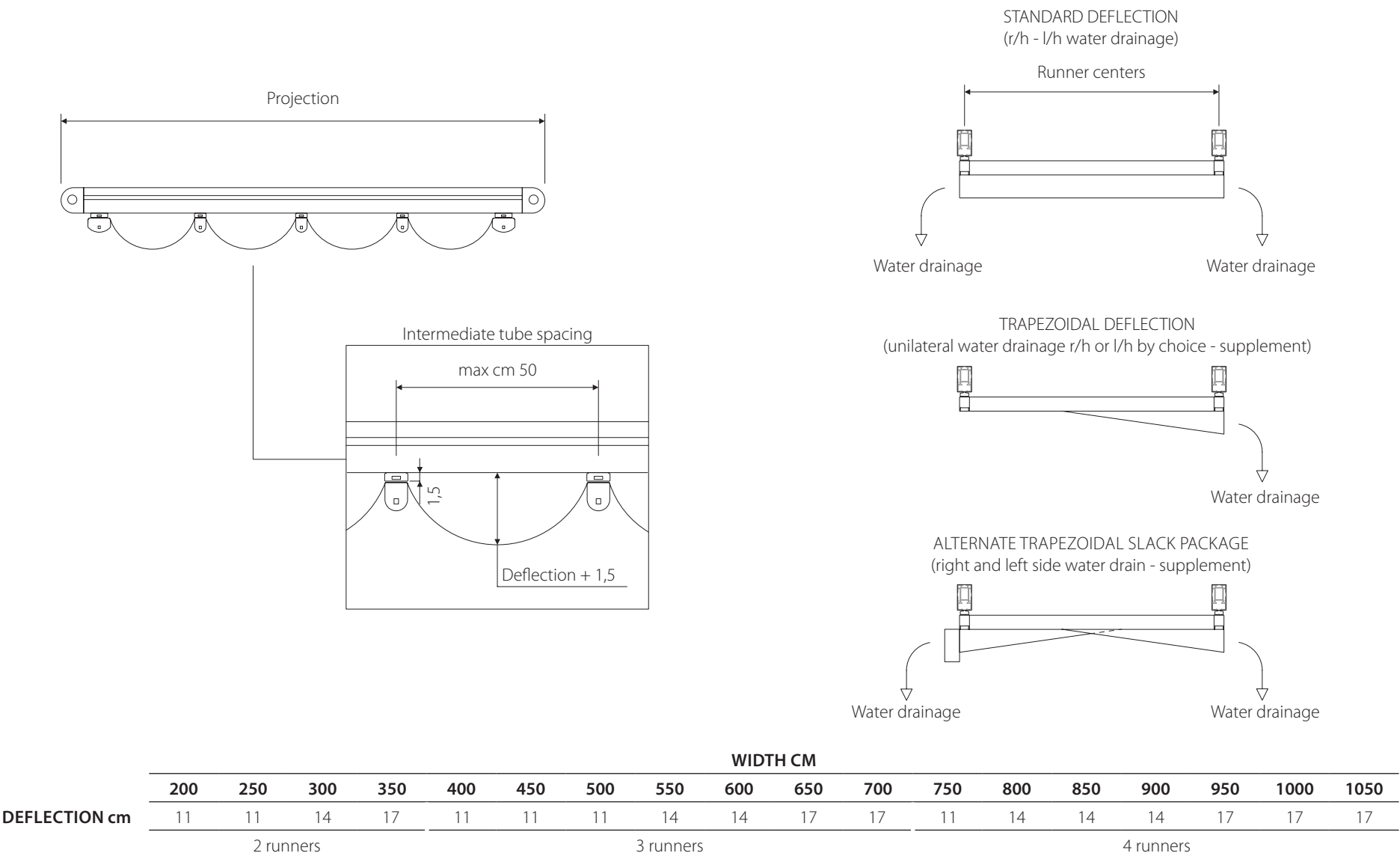


Runner centers 500 cm (slope 17,2-18,7%)

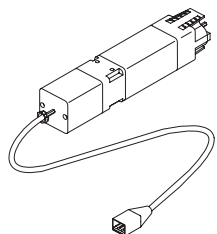


DEFLECTIONS FLAT VERSIONS

Slack canvas when system is open. Lateral rainwater drainage.
The rainwater drainage may be unilateral when a trapezoidal canvas is used.

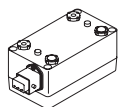


DRIVE SYSTEMS



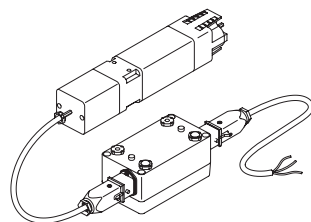
ELECTRIC DRIVE TYPE 1

220 volt / 218 watt motor reducer complete with limit switch. Required for 2, 3 or 4 runners awning, flat version (slack awning) or for the tilted version, with a maximum projection of 350 cm.



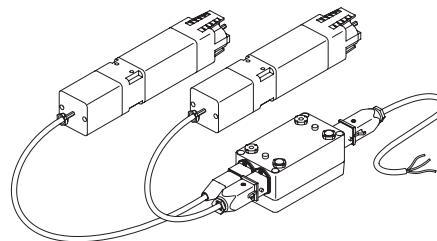
RADIO CONTROL for electric drive type 1

Radiofrequency receiver for 1 electric drive with 1 channel transmitter (433,92 MHz). To be used with command type 1 for remote control. N.B.: transmitter not included.



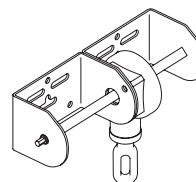
ELECTRIC DRIVE TYPE 2

220 volt / 218 watt motor reducer with encoder and microchip that controls the canvas tension, guarantees constant correct tension despite size variations caused by differing environmental circumstances, with radio command (433.92 MHz) and 1 channel transmitter. Required for 2 or 3-runners awning, tilted version. N.B.: transmitter not included.



ELECTRIC DRIVE TYPE 3

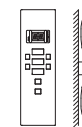
220 volt / 218 watt + 218 watt pair of motor reducers with encoder and microchip that powers 2 motors and guarantees constant correct tension despite changes in fabric properties caused by differing environmental circumstances, radio control (433,92 MHz) and 1 channel transmitter. Required for 4 runners awning, tilted version. N.B.: transmitter not included.



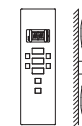
MANUAL DRIVE SYSTEM

Gearbox for the manual handling of the canvas. On demand only for 2 runners tilted or flat version with projection up to cm 350.

Range 433,42 MHz



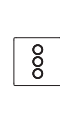
ARCO 1 (n° 1 channel)



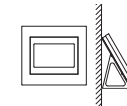
ARCO 10 (n° 10 channels)



FLUTE 5 (n° 5 channels)

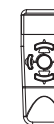


KUADRO (n° 1 channel)

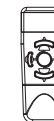


KILION (n° 40 channels)

Range 433,92MHz



VECTOR 1 (n° 1 channel)



VECTOR 15 (n°15 channels)

TRANSMITTER

Transmitter for the command of up to 40 channels (433,92 MHz or 433,42MHz).

FABRICS & PELMETS

See Corradi sample collection

FABRICS

	Description	Fireproof treatment	H roll cm	Weight gr/m ²	Weave* kg/5cm	Weft* kg/5cm
ECLISSI	PVC layer on both sides ANTI-TRANSPARENT fabric	CL2	250	780	250	250
ECLISSI M2	PVC layer on both sides ANTI-TRANSPARENT fabric (only white)	M2 / B1	250	780	250	250
ECLISSI PLUS	PVC layer on both sides ANTI-TRANSPARENT fabric (only white)	CL2	250	780	250	250
PS A.D.R.	PVC layer on both sides	CL2	250	650	250	250
SOLEIL	PVC layer on one side, acrylic/polyester on the other	-	150	420	110	110
SOLTIS 86	PVC layer on one side, polyester on the other	CL1	267	380	230	160
SOLTIS W96	PVC layer on one side, polyester on the other	CL2/M2	267	620	220	220
SUNWORKER	PVC layer on one side, polyester on the other	CL1	300	350	250	150
TEMPOTEST	Canvas in 100% water-repellent acrylic	-	120	300	160	86
TEMPOTESTSTAR®	Resin-treated polyester canvas	-	120	340	184	120
CRISTAL	PVC transparent anti U.V. 5/10 thickness	-	140	610	45	45
CRISTAL M2	PVC transparent anti U.V. 5/10 thickness	CL2 / M2	140	610	45	45
CRISTAL AMBER	PVC transparent anti U.V. 5/10 thickness	-	140	610	45	45
CRISTAL AMBER M2	PVC transparent anti U.V. 5/10 thickness	CL2 / M2	140	610	45	45

* Traction strength parameters in Kg/5cm.

PELMETS



Type **A**, h. cm 12 (standard)



Type **B**, h. cm 25 (on demand)



Type **C**, h. cm 25 (on demand)



Type **D**, h. cm 25 (on demand)



Type **E**, h. cm 25 (on demand)



Type **F**, h. cm 25 (on demand)

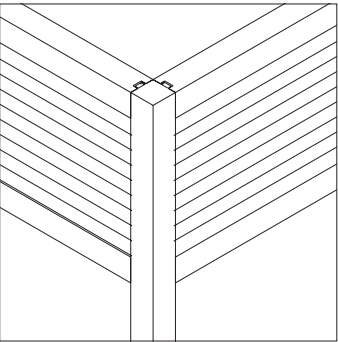


Type **G**, h. cm 25 (on demand)



Type **H**, h. cm 25 (on demand)

PERGOTENDA® 100 FEATURES



PERGOTENDA® 100 is a retractable covering system custom made to protect against sun and rain (not suitable to support snow), self-supporting and modular. It consists of a glulam wood structure and a folding canvas.

PERGOTENDA® 100 has guaranteed wind resistance of grade 6 on the Beaufort scale (above class 3 - UNI EN 13561) when using railings*. The canvas, made from exclusive Corradi Eclissi** fabric, available in white, grey and ivory, with internal concealed obscuration layer and embossed side with weft effect, is supported by intermediate supporting

tubes (section: 4x5 cm) and terminals (section: 8x5 cm) set parallel to one another approximately every 50 cm. The canvas moves sliding on support runners (section 5x9 cm) on 6 misaligned wheels with a capacity over 450 kg each. The toothed transmission belt contains stainless steel cables and resists a saline environment; the tensile strength is of 894 kg at break; the transmission belt is inserted in each runner, controlled by the notched pulley and a single drive shaft and guarantees the smooth forward movement of the canvas.

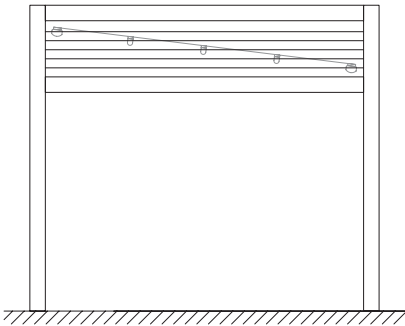
The PERGOTENDA® 100 system is set in motion by a ratio-motor (electric drive) and it may be remote controlled; on request control may be by manually operated gearbox which can be used only with versions up to a projection of cm 350.

The structure, in autoclave impregnated Scandinavian pine wood (class 3 - UNI EN 335-3) in section 12x12 cm available in natural or in colours: chestnut (standard), walnut, anthracite, white, grey, ivory or in RAL colour of choice (supplement), with added possibility of choosing different structure and fascia (supplement). Runners available in colours: brown, white, grey, ivory in glossy or matt finish; aluinox and anthracite with matt finish. Support tubes available in colours: white, grey, ivory in glossy finish. Painted with certified Qualicoat cycle epoxy powders with the exception of aluinox colour, obtained through a chemical anodizing process. Sanded stainless steel accessories and 10/10 aluminium protection covers in colours: brown, white, grey, ivory in glossy or matt finish; aluinox and anthracite with matt finish.

* For the use of structures over class 3 (according to EN 13561) the use of railings is compulsory and their position has to be defined during the planning phase.

** See Corradi sample kit for other fabrics.


TILTED
Version



MAXIMUM DIMENSIONS
(1 MODULE) cm

	Width	Projection
2 runners	350	700
3 runners	700	700
4 runners	1050	700

FLAT
Version



MAXIMUM DIMENSIONS
(1 MODULE) cm

	Width	Projection
2 runners	350	700
3 runners	700	700
4 runners	1050	700



* With every supply of PERGOTENDA® 100 in a RAL colour 5 kg of paint of charge for future retouching will be delivered.

** Structure and board in different colours.

PERGOTENDA® 100 2 RUNNERS

For the use of structures over class 3 (according to EN 13561) the use of railings is compulsory and has to be defined during the planning phase.

crossbeam 6x12 for protection cover support

electric drive

protection cover

horizontal beam 12x12

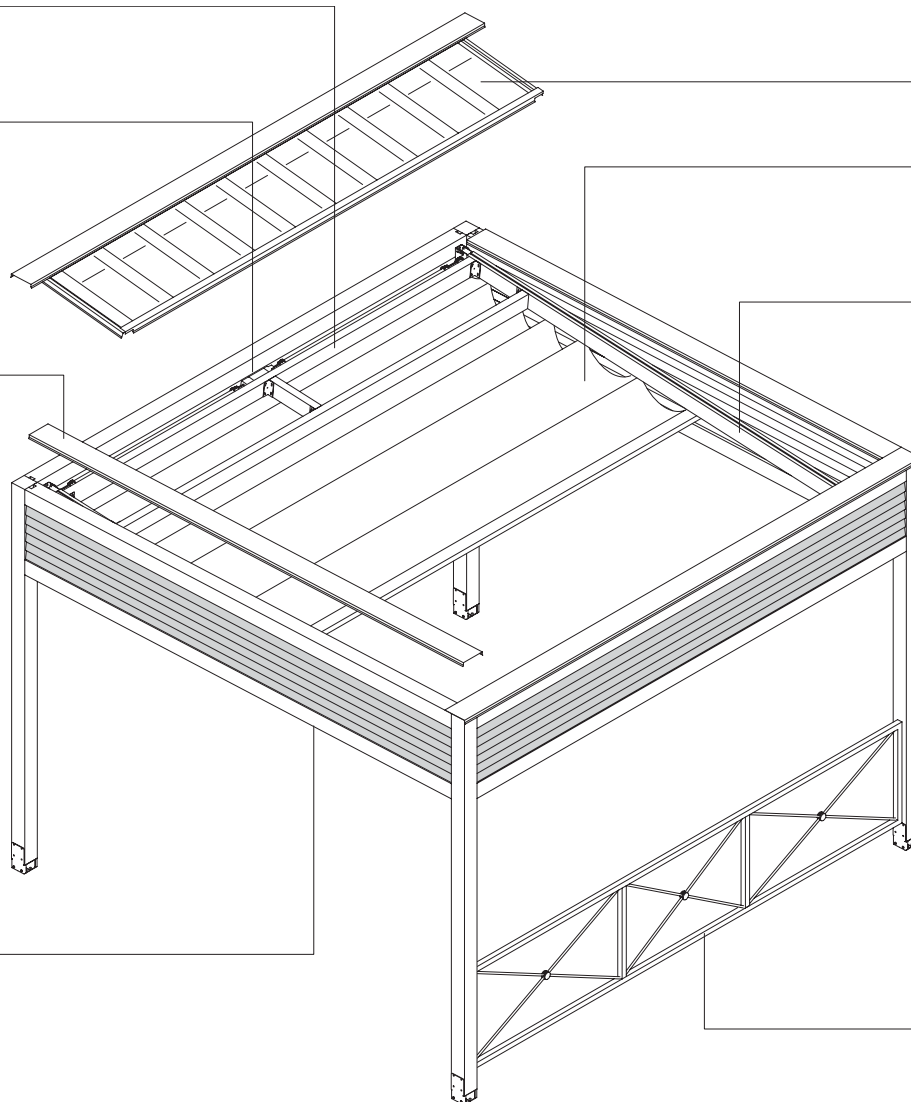
modular awning protection cover

canvas

runner

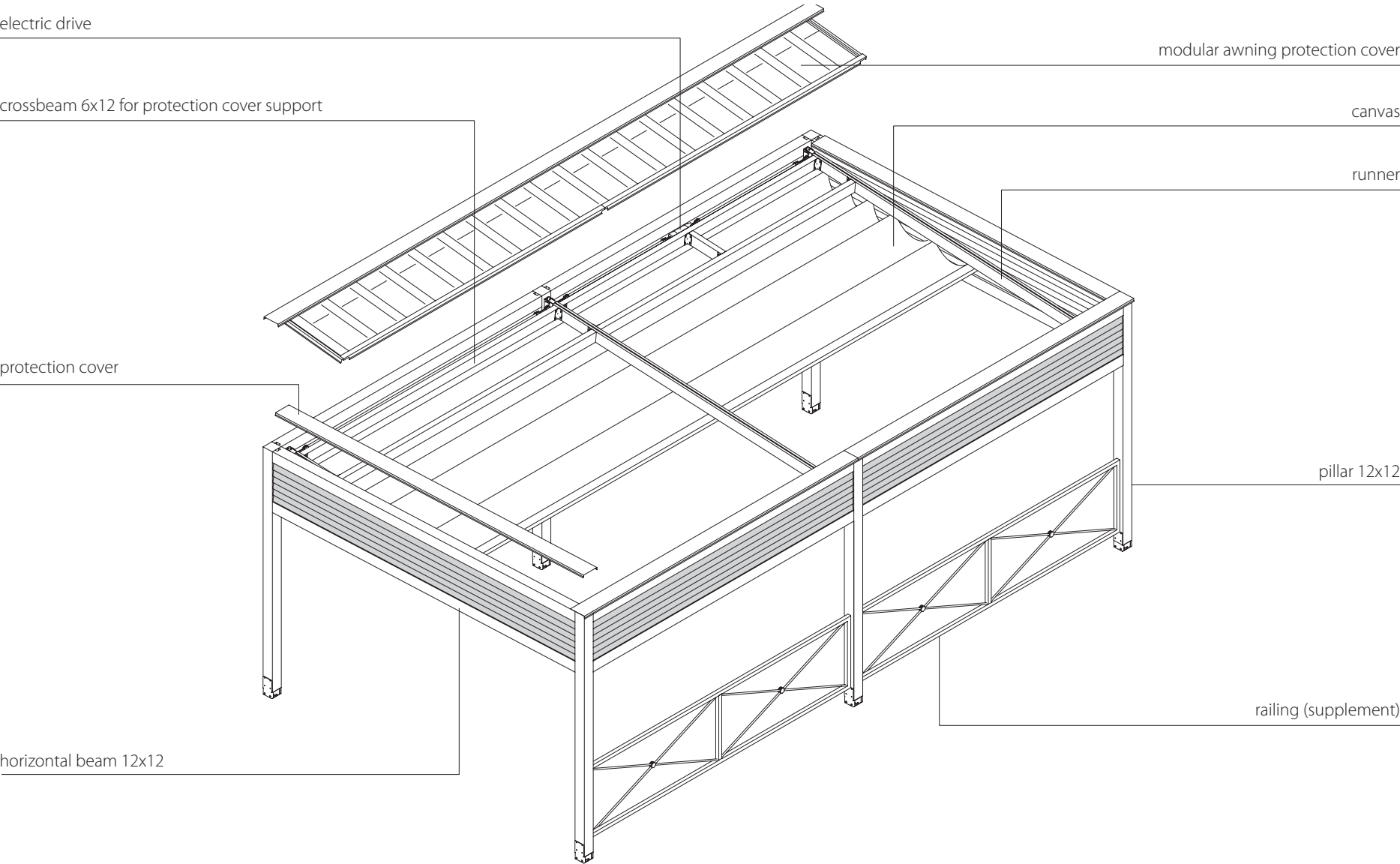
pillar 12x12

railing (supplement)



PERGOTENDA® 100 3 RUNNERS

For the use of structures over class 3 (according to EN 13561) the use of railings is compulsory and has to be defined during the planning phase.



PERGOTENDA® 100 4 RUNNERS

For the use of structures over class 3 (according to EN 13561) the use of railings is compulsory and has to be defined during the planning phase.

electric drive

crossbeam 6x12 for protection cover support

modular awning protection cover

protection cover

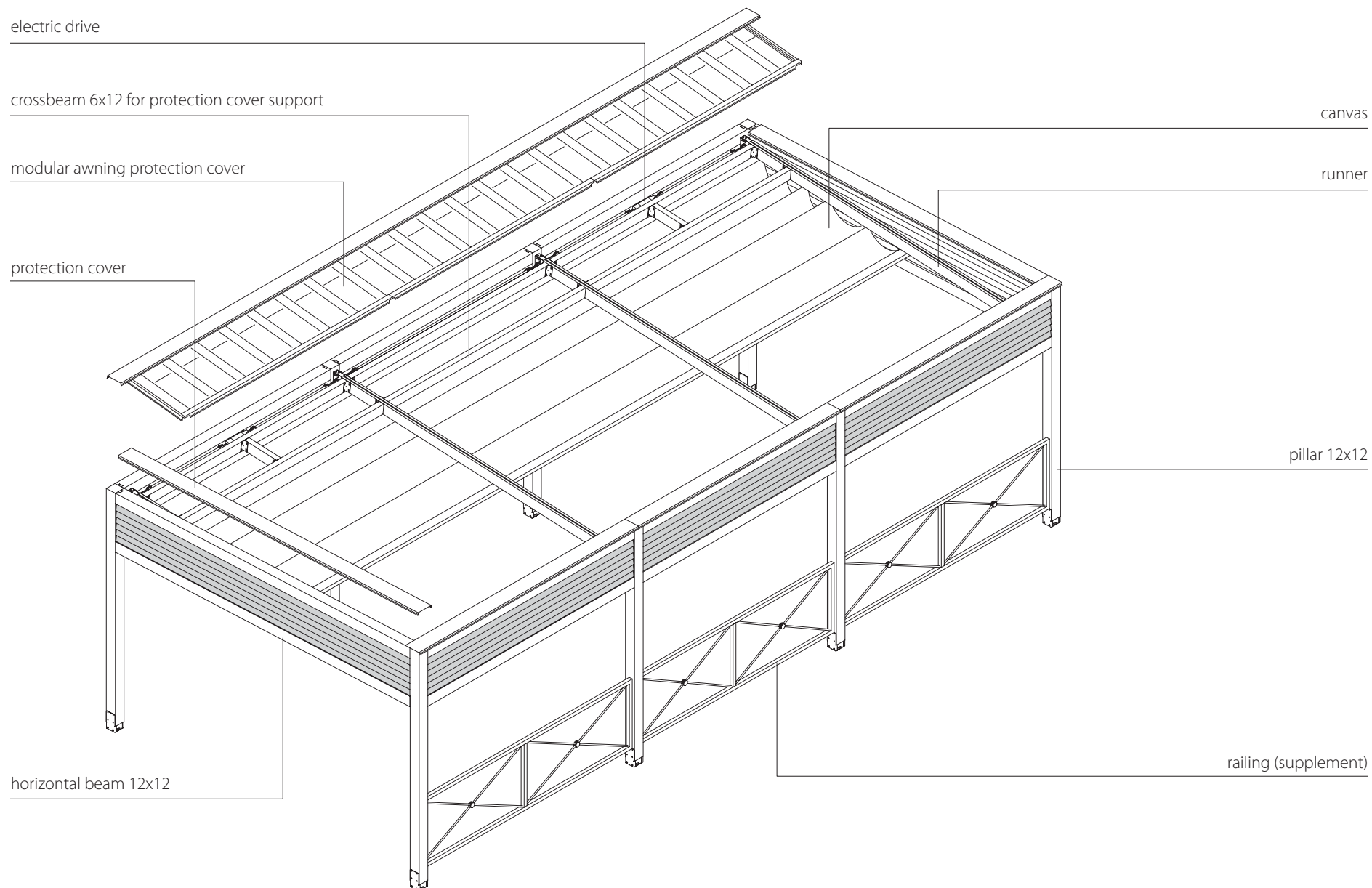
canvas

runner

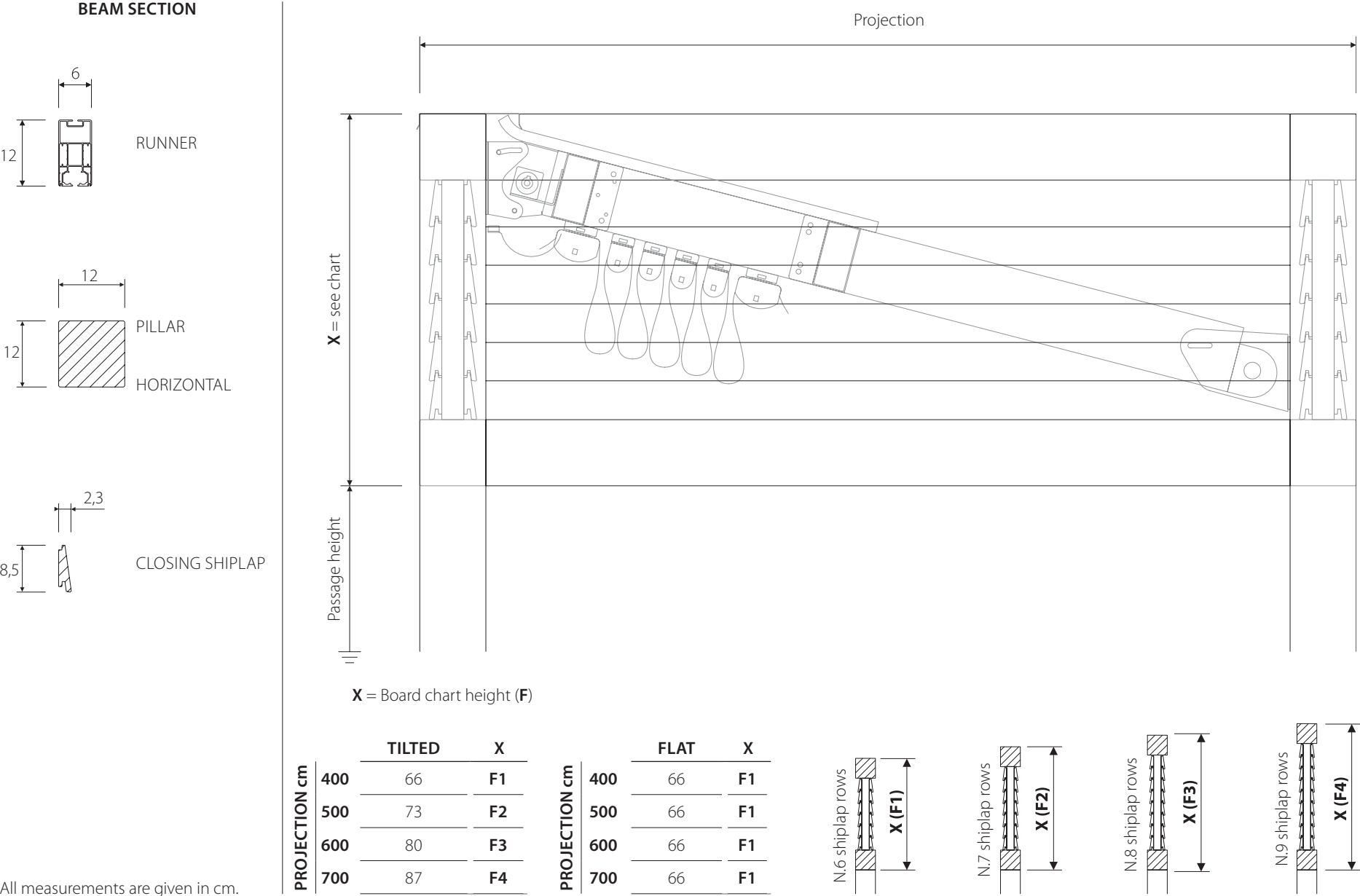
pillar 12x12

horizontal beam 12x12

railing (supplement)

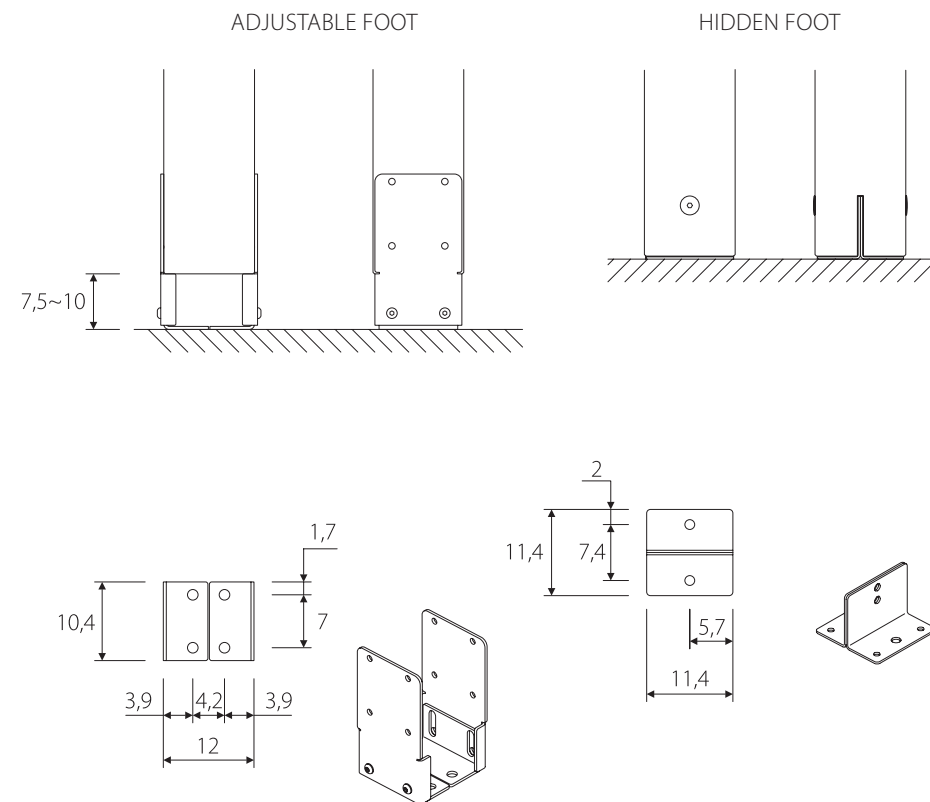
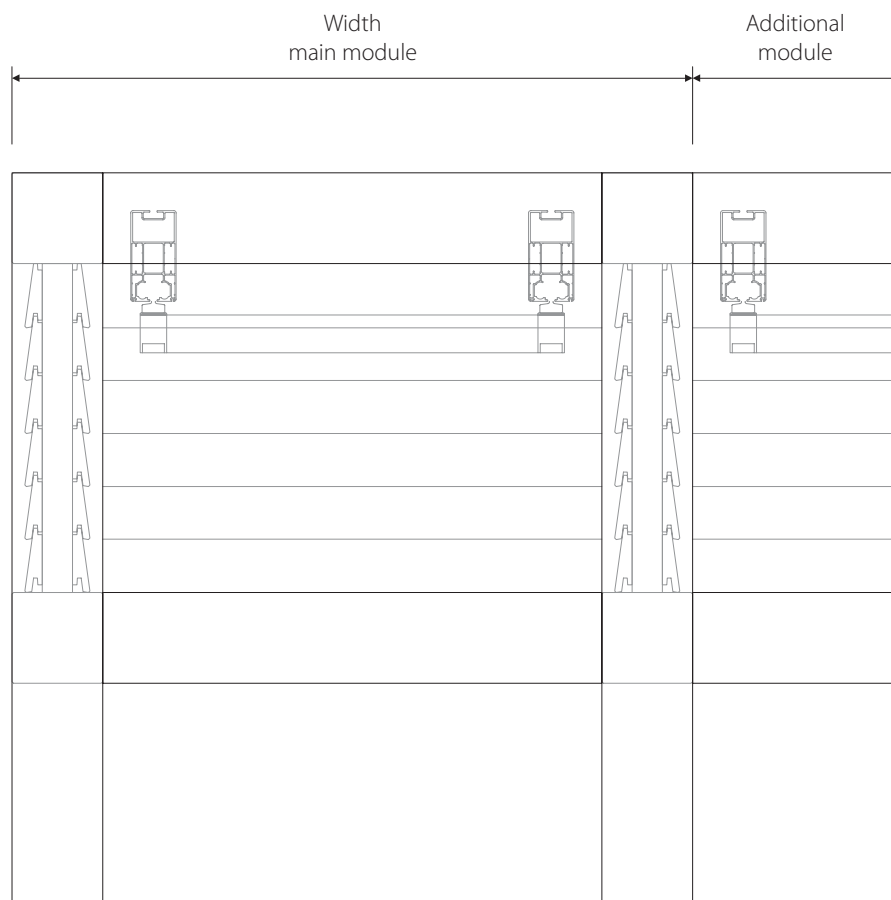


PERGOTENDA® 100 DIMENSIONS



All measurements are given in cm.

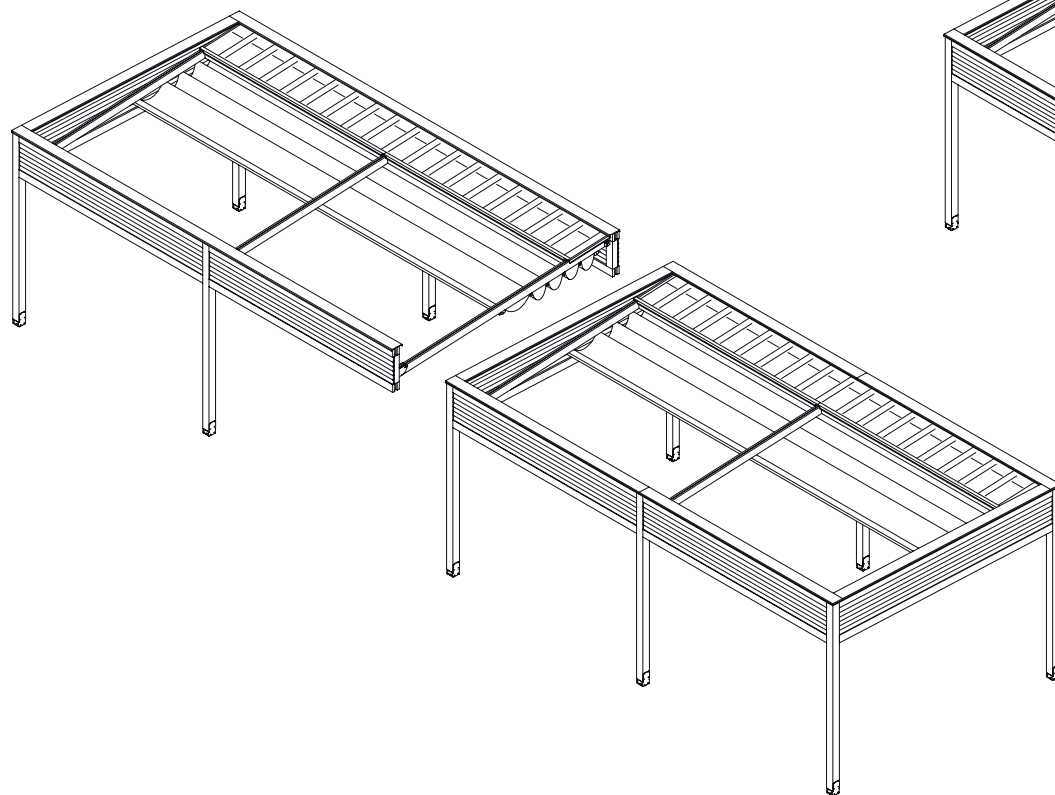
PERGOTENDA® 100 DIMENSIONS & ANCHORAGES



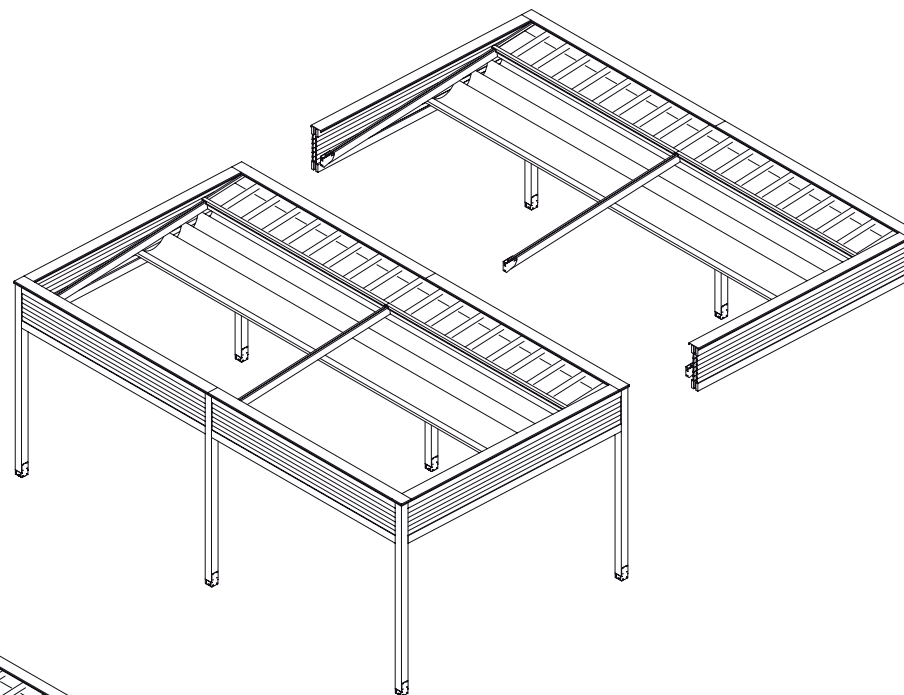
All measurements are given in cm.

PERGOTENDA® 100 LINKING

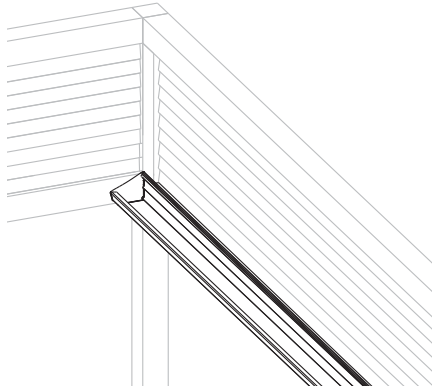
LATERAL ADDITIONAL MODULE
(see side deduction projection)



FRONTAL / REAR ADDITIONAL MODULE
(see side deduction width)



Attention: max. 1 additional module



S3 Frontal gutter / Lateral gutter pair

Extruded aluminium profile for rainwater collection.
Down pipes and accessories included.

Dear CLIENT,

The following table contains the features of the components and materials used in Corradi Group products: Pergotenda® collection, sail awnings and outdoor furniture. These features identify the particular nature of the materials and are not to be understood as manufacturing defects.

	PRODUCT FEATURES
GENERAL	The structure is not watertight. In case of particularly violent storms with strong winds water seepage may occur.
	In case wind values should exceed those shown on the statement of correct installation, it is necessary to close the awning. It is possible to use a properly calibrated anemometer.
	The product does not guarantee the snow load. In presence of snow, even of low intensity, the canvas should be closed.
	To have your product warranty the certificate of proper installation is MANDATORY. A copy must be given to the final customer and a copy shall be sent to Corradi SpA. The reception of the duly completed certificate will activate the product warranty.
	Any change to the product not expressly authorized by Corradi SpA leads to loss of warranty.
	The structures that are located in an urban environment are subject to pollutants (smog, acid rain), smoke from chimneys, fumes from cooking, and weather in general. It is normal for the fabric and the structure to get dirty. The structures and the fabric are NOT self-cleaning.
SELF-SUPPORTING	By applying a lateral load on the pillar an oscillation in the structure may occur. This movement is not a sign of structural weakness, but is considered normal for the type of structure. The structure has been calculated by qualified engineers using the Eurocodes and is guaranteed to wind up to the level indicated in the EC certificate and in the Declaration of correct installation.
CANVAS	Depending on the installation conditions, it is possible that the cloth gets dirty (pollutants, smoke from chimneys, smog, etc.). In this case it may be necessary to clean the fabric more frequently as indicated in the section maintenance.
	The cloth is not immune from burns caused by cigarette butts, etc..
	In particular situations of use of the structure, condensation may occur on the inside of the fabric. To limit this condition proceed with an adequate ventilation of the room.
	The appearance of mold in the embossing of the fabric is due to the presence of moisture on the sheet that favors the formation of micro-organisms. It is therefore necessary to clean the fabric at regular intervals, more frequently if necessary.
	The presence of folds on the fabric after the first installation may be due to packaging. It is necessary to keep the fabric in position for at least 10 days, and evaluate the quality of the product after this period of time.
FALSE CEILING	In particular situations of use the structure may present condensation in the area between the canvas and the ceiling. This may cause dirt and / or mold in the intermediate zone. Remove the false ceiling and wash it.
GUTTER	Periodically check that the drain pipes of the gutter and downspouts are clean. Discard leaves and other detritus that can clog the drain holes.
	In case of very heavy rainfall it is possible that the gutter is not able to drain the water. This may cause water infiltrations.
	The water-conducting to the ground may not be controlled by Corradi SpA, but by the final customer. The installation conditions, slopes and any collection wells, are the sole responsibility of the final customer.
LAMPS	To maintain good efficiency in the seals, thereby ensuring the IP product protection level (shown in the manual), you must do the maintenance indicated in the manual.

PRODUCTS FEATURES

	PRODUCT FEATURES
AWNING SAILS	The presence of folds on the sail is due to the long winding of the sail on the roller tube. To limit this phenomenon and to have the warranty the use of the sailcover is mandatory.
	The presence of folds on the sail immediately after the first installation may be due to packaging. The folds will disappear completely after about 6 months of installation.
VELOMBRA FABRICS	The fabrics are "dyed in the piece", this can cause a non-perfect uniformity and consistency of color.
WOOD	WARNING: It is good to remember that any kind of wood type placed outside, and directly exposed to weather elements, may look "lived" even after a relatively short period of time. This manifests itself mainly with:
	• discoloration of the surface (the degradation varies depending on the moisture content to which the wood is subject)
	• with the irregularity of the surface due to cyclic phenomena of swelling and shrinkage and possible mechanical wear of the surface.
	Since wood is a natural material, there are differences in color and grain and therefore all elements are different. Furthermore, depending on the viewing angle the aspect is quite different because of the iridescent nature of the material. The samples and photographic reproductions are thus regarded as indicative and not binding.
	The wood is placed under a protective treatment performed in autoclaving which allows a better resistance to attack by fungus and mold. This treatment is green (due to the salts used for impregnation), and is performed before painting the beams. The appearance of green stripes on the wood as a result of leaching of the paint finish by bad weather is normal in case of bright colors. In this case you must proceed with the maintenance as indicated in the manual. The beams may present vertical stripes of different shades. This is normal and is due to stacking that occurs inside the autoclave during the impregnation treatment (the beams are spaced apart by transverse beams).
	The presence of resin is a characteristic of coniferous wood.
	A dimensional variation of wood products after exposure to moisture is normal. The reference humidity for the measuring is 12% (defined in the UNI EN390: 1997).
FLOOR	The floor may dent in collisions or falling objects and the implementation of concentrated loads on a small area, such as chairs with wheels, high heels and ladders is not suitable.
	The floor can scratch as a result of contact with small objects such as nails or stones present beneath the soles of shoes.
	At the time of delivery, the floor may be different from that of the samples after exposure to light which causes a change in the wood color.
FURNITURE	During the winter it should be protected from the weather. It should be cleaned before being sheltered for the winter.
	If the furniture is used in a marine environment it should be washed periodically with fresh water to remove traces of salt.
	Stainless steel features see STAINLESS STEEL voice
MOTORS	Electrical system: it must be performed by a licensed electrician who shall issue a certificate of conformity of the electrical system.
	The system has to have an appropriate degree of protection being installed outside. A licensed electrician is able to properly size the system and choose the right components (adequate IP protection).
	Any voltage drop or radio interference may result in loss of the limit switches of the engines. In this case it is necessary to proceed with a new programming as indicated in the Manual.
STAINLESS STEEL	The components in stainless steel require no maintenance. The appearance of micro-oxidation, most frequently in maritime environments characterized by salt spray, does not affect the quality and durability of the product such oxidations are believed to be normal. In case you need to remove these oxidized points you can use a steel wool or a metal bristle brush (in stainless steel). The protective film of chromium oxide (autopassivation) will reset in a natural way with the only exposure to air, without any intervention by the user.
ALUMINIUM	The presence of marks and scratches is considered a fault only if these are visible at a distance of 2 meters.
	Do not use acid to clean the painted aluminum, but only mild soap and water.
GLAZING	For aluminum frames refer to the ALUMINIUM voice.

	PRODUCT FEATURES
ERMETIKA®	The temperature inside the protection hood can reach very high values, if exposed to direct sunlight during the summer. This may result in bonding of the fabric if the awning is not handled for long periods. It is recommended to open and close the awning on a frequent basis to avoid this problem.
	If the fabric is rolled up for long periods creases and wrinkles may appear on the fabric. The fabric is made of PVC and its nature is not comparable to a glass. It is necessary to keep the awning stretched for at least 48h to soften creases and wrinkles.
	In case of installation in areas affected by dust and wind (e.g. beach facing the sea) it is possible that the fabric may be damaged losing the transparency due to the combined action of wind and sand.
	To maintain a good efficiency on the awning and the locking device it is necessary to maintain the vertical runners clean as shown in the maintenance chapter.
	Make sure there are no obstructions that may impede the orderly movement of the awning. This may cause malfunction of the locking devices of the awning.
	If there is ice/snow runners should be cleaned thoroughly before operating the awning.
RUNNERS	After some time from the installation and if no periodic maintenance is performed on the runners, as indicated in the manual, there may be noise in the runners and sliders.

CORRADI AUSTRALIA

A 3Unit 18, 40-42 O'Riordan St. Alexandria, NSW 2015

T +61 2 9319 7551 **E** info@corradi.com.au

Corradi
OUTDOOR LIVING SPACE

www.corradi.com.au